

**Introductory Letter 2021-2022**  
**Theme 5 – How We Express Ourselves**  
**Grade 2**

**Date: 29<sup>th</sup> November 21**

	<p><b>In this theme, the learners will enhance their knowledge by exploring different signs and symbols seen around them. They will connect signs and symbols with their daily life. They will develop their communication skills with the help of signs and symbols.</b></p>
	<p style="text-align: center;"><b>Signs and symbols can be used to communicate messages.</b></p>
	<ul style="list-style-type: none"> <li>• <b>Role of signs and symbols</b></li> <li>• <b>Importance of signs and symbols</b></li> <li>• <b>Messages conveyed by various signs and symbols</b></li> </ul>
	<ul style="list-style-type: none"> <li>• <b><u>Function:</u></b> Learners will identify and describe features of signs and symbols which are used to communicate messages.</li> <li>• <b><u>Causation:</u></b> Learners will research on the reasons to use signs and symbols. They will understand that there are various types of signs and</li> </ul>

symbols around the world and one symbol can be used in different context if we slightly modify it.

- **Perspective:** Learners will show how a shape or an image can represent to convey an original message. Learners will infer reasons for using various signs and symbols.



- **Communicator:** Learners will express their ideas and information confidently and creatively in different ways using various signs and symbols.
- **Open-minded:** Learners will acknowledge significance of symbols and respect them and duly follow them. They will understand that postures, musical notes, emojis etc. can be used to express feelings.



- **Social Skill:** With the help of signs and symbols learners will develop inter-personal relationships and collaboration skills. Signs and symbols are powerful tool to convey emotions.
- **Self-management Skill:** Learners will manage themselves when they are in the actual world. They will come to know how signs and symbols can guide them to find the correct path.

**Subject focus:**

A 3D yellow figure holding a magnifying glass, symbolizing investigation or focus.

**Languages, Maths, Social Science, Arts, Music, PSPE**

## **At Home Reinforcement**

Following are some ideas that parents can discuss with the child at home to reinforce what they are learning in real life situations:

- Encourage your child to gather information about various signs and symbols.
- Encourage your child to notice signs and symbols which are around them.
- Read stories which contain signs and symbols.
- Help them to explore the meaning of different symbols which are used in techno-world.
- Try to communicate with the help of signs and symbols.

## **Suggested websites**

<https://www.youtube.com/c/PeriwinkleKids>

<https://www.youtubekids.com>

<https://www.youtube.com/channel/UChz5aEi3dfrDVC8-YJsMUDA>

<https://www.youtube.com/channel/UCTM4tHYVqXeAU-Kt12mY02A>

<https://www.youtube.com/channel/UCTRHegh7UqWuKRymXoqzbzA>

<https://www.youtube.com/channel/UCobgOt3poNK1ml3Y5TnVU8Q>

<https://www.youtube.com/c/ElearningStudio>

<https://www.youtube.com/c/PeekabooKids>

You are welcome to report any responsible action taken by your ward as an outcome of his/her learning. We would like to appreciate him/her in the class for action. We look forward to your support and feedback to make learning enjoyable and successful for our learners.

**Thank You!**

**English:**

**Task 1-**

**Adjectives are words that describes noun**

**Examples – fat, thin, fresh hot etc.**

Q.1 Fill in the blanks using suitable adjectives.

Fresh , hungry , hot

1. The \_\_\_\_\_ cat drank all the milk.
2. \_\_\_\_\_ fruits are good for us.
3. Rajat likes \_\_\_\_\_ milk.

Q.2 Rewrite the sentences using the **adjectives** given in brackets.

1. I have a ball. (red)

\_\_\_\_\_

2. These are apples. (Sweet)

\_\_\_\_\_

**Homework:**

Q.1 Fill in the blanks using suitable adjectives.

strong, pretty

1. Leena is wearing a \_\_\_\_\_ dress.
2. Only a \_\_\_\_\_ person can lift heavy things.

Rewrite the sentences using the **adjectives** given in brackets.

1. This is a doll.( lovely)

\_\_\_\_\_

2. The boy drank all the water. (thirsty )

\_\_\_\_\_

## **Maths:**

### **I Add the following**

- a) **75 m** and **39 m**
- b) **432 m** and **148 m**
- c) **57 cm** and **86 cm**
- d) **548 cm** and **94 cm**
- e) **64 cm**, **23 cm** and **39 cm**
- f) **28 m 43 cm** and **16 m 25 cm**

### **II Subtract the following:-**

- a. **27 m** from **89 m**
- b. **139 m** from **390 m**
- c. **26 cm** from **35 cm**
- d. **18 cm** from **60 cm**
- e. **136 m 89 cm** from **361 m 53 cm**
- f. **197 m 28 cm** from **468 m 2 cm**

## **Hindi:**

Day 1

### **Integration Work (Theme-5)**

मन के विभिन्न भावों के बारे में बात करें। उन्हें किस तरह अभिव्यक्त किया जा सकता है, इमोजी बनाकर बताएं तथा उन भावों के नाम लिखें और कक्षा में दोस्तों के साथ साझा करें।

पाठ-११

बुलबुल के बच्चे

कक्षा में पाठ का पठन करते हुए नवीन शब्दों को रेखांकित करें।

गृहकार्य

पाठ के नवीन शब्दों को उत्तर पुस्तिका में लिखें एवं श्रुतिलेख के लिए याद करें।

**UOI:**

Theme 5 – How We Express Ourselves

Deciding Essential Agreement



Unwrapping of Central Idea

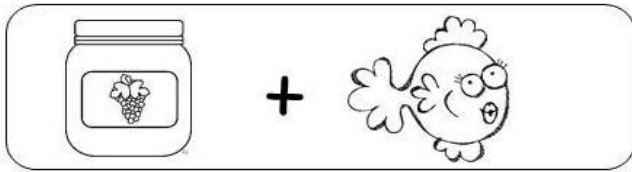
Ideas and feelings are expressed using signs and symbols.

<u>K</u> What do I know?	<u>W</u> What do I want to know?	<u>H</u> How do I find out?	<u>L</u> What have I learned?	<u>A</u> What actions will I take?	<u>Q</u> What new questions do I have?

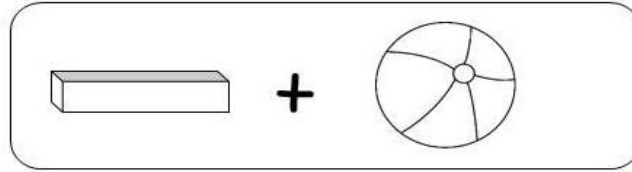
Task: 1

### Language Integration

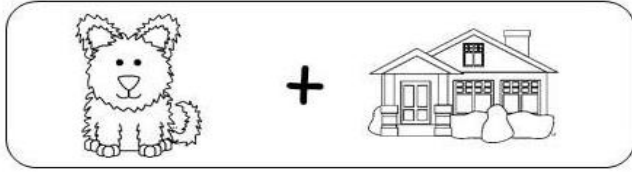
Observe the pictures carefully and guess the word and frame sentences on any 5 words




=



=



=



=



+



=



+



=



+



=



+



=



+



=



**ART:**



*Colouring activity* - colour the picture as indicated in the picture on page 14 in Art book.

## **Dance:**

**Dance Task- watch and learn Indian classical dance hand mudras**

**<https://www.youtube.com/shorts/czimXEFrzQ>**